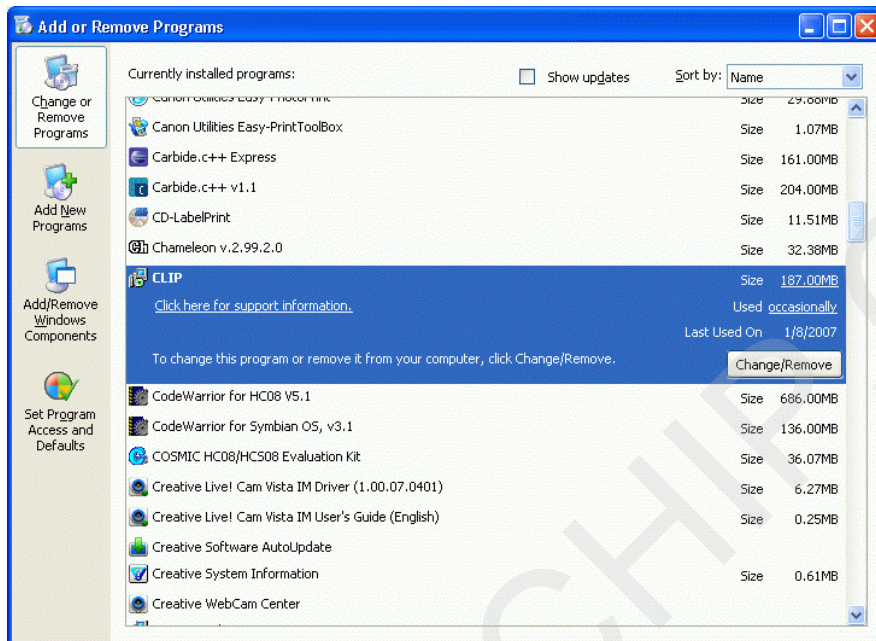
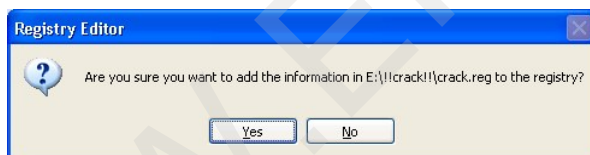


Renault Clip setup manual

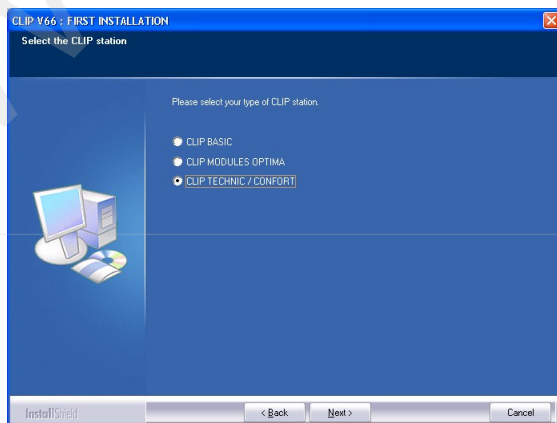
1. Disconnect Renault Clip device from PC.
2. Uninstall any previous versions of Renault Clip software (go to *Start -> Settings -> Control Panel*, select *Add or Remove Programs*. In the list find *CLIP* and press *Change/Remove* button to run uninstall wizard).



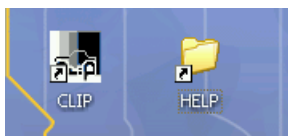
3. From Renault Clip CD, go to *!!crack!!* folder, then double click *crack.reg*, select *Yes* in the appeared window. **Note: this step must be done BEFORE Renault Clip software setup.**



4. Now run Renault Clip setup wizard (launch *setup.exe* from the root of the CD), then follow wizard instructions. In the type of CLIP station selection window, select *CLIP TECHNIC / CONFORT* to have all features installed:



5. After setup is completed, PC will reboot automatically **without any user confirmation**. After reboot, CLIP icons should appear on the desktop:



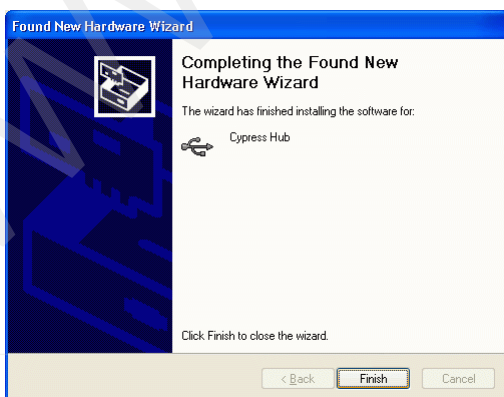
6. Now connect Renault Clip device first to the car (use OBD cable) then to PC (use USB cable). **Please note that Renault Clip device must be connected to the car otherwise driver installation will be incomplete.** Found New Hardware Wizard window will appear:



Press *Next*. After few moments new window will appear:

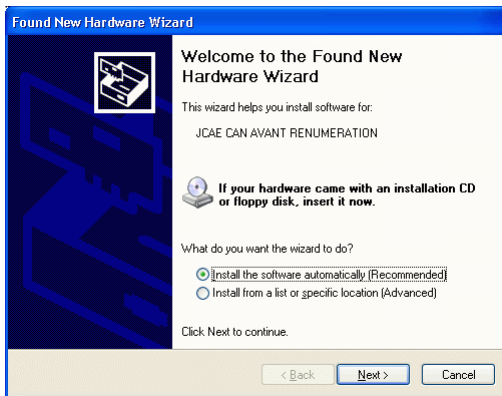


Select *Continue Anyway*. After drivers are installed, new window will appear:

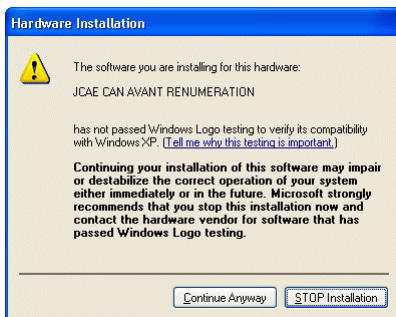


Press *Finish*.

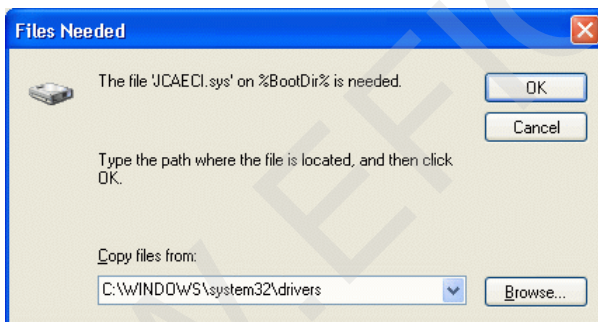
7. Another *Found New Hardware Wizard* window will appear:



Press *Next*, then select *Continue Anyway* in new window appeared:



After that window asking path for drivers will appear. Type `c:\windows\system32\drivers` and press *OK*:

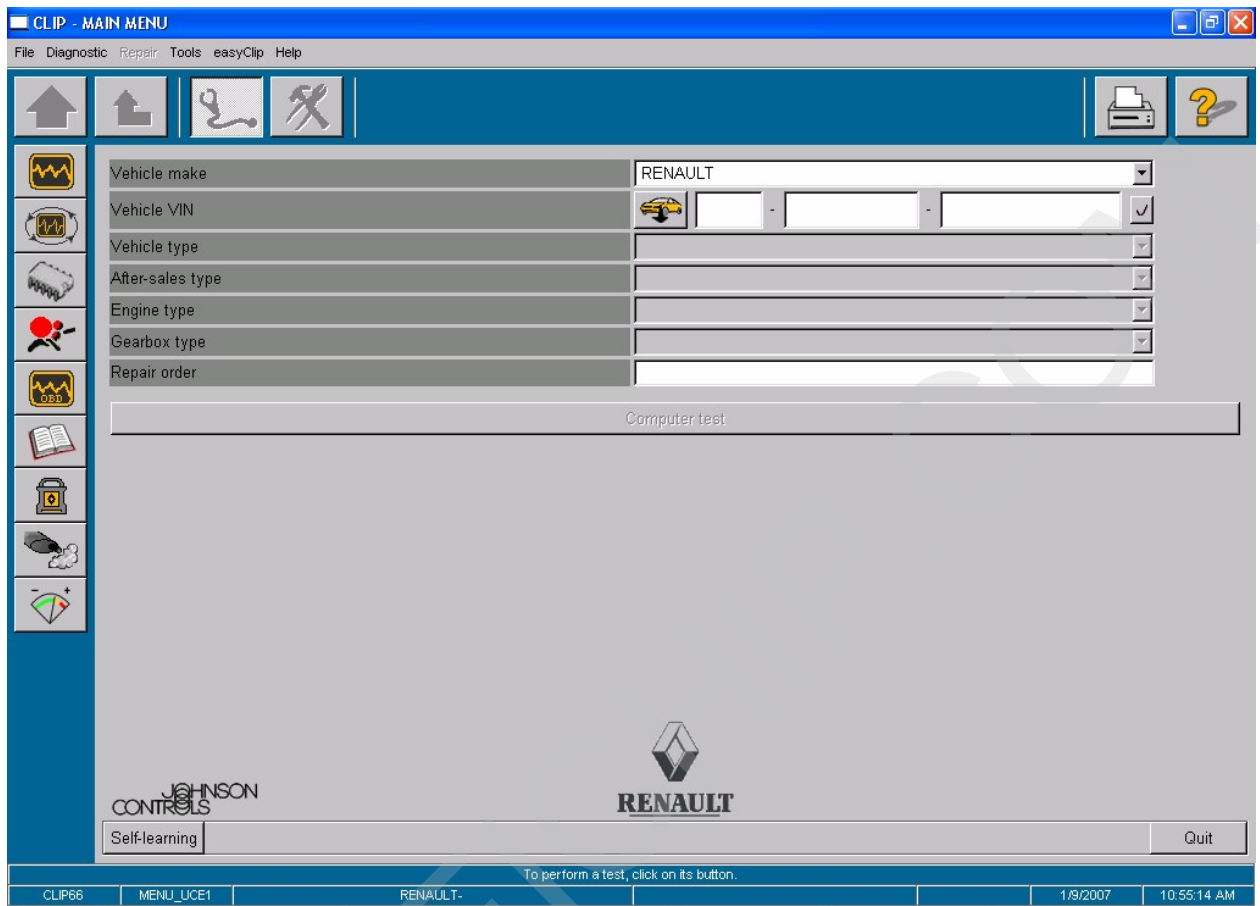


Press *Finish* to close the wizard:



- 3 more *Found New Hardware Wizard* windows will appear (for devices *JCAE ISO AVANT RENUMERATION*, *JCAE CAN APRES RENUMERATION*, *JCAE ISO APRES RENUMERATION*). Repeat steps described in previous item for each of them.

9. Now launch Renault Clip software by double clicking on CLIP icon from desktop. Main window should appear:



Your Renault Clip is ready to work now!